

Skippers Checklist

*Recommended equipment for event day
from the pros*

- ☐ Working VHF radio
- ☐ Skippers' protocols (provided in registration pack)
- ☐ Yearbook (this will include everything you need to know about the event)
- ☐ Race Number stickers (if sticking to boat, make sure stickers are well above the water line)
- ☐ Jacket (for wind and warmth)
- ☐ Binoculars
- ☐ First Aid Kit
- ☐ Hat
- ☐ Water (LOTS)
- ☐ Food (make sure you have an indication of how long your swimmer intends to take so you know how much food to take)
- ☐ Sunscreen
- ☐ Seasickness medication
- ☐ _____
- ☐ _____
- ☐ _____
- ☐ _____

Required & Recommended Safety Equipment

The following 3 pages are the legally required and recommended safety equipment provided by the Department of Transport. There will be spot checks performed on boat on the morning of the event and, if your boat doesn't meet the legal requirements, your swimmers will be disqualified.

Safety Equipment Requirements




Boats			
Protected Waters	Distance from the mainland		
	0-2 Nautical Miles	2-5 Nautical Miles	Over 5 Nautical Miles

Personal Water Craft			
Protected Waters	Distance from the mainland		
	Within 400m	400m-2 Nautical Miles	2-5 Nautical Miles

Paddle Craft			
Protected Waters	Distance from the mainland		
	400m-2 Nautical Miles	2-5 Nautical Miles	Over 5 Nautical Miles

Kite & Windsurf Craft			
Protected Waters	Distance from the mainland		
	400m-2 Nautical Miles	2-5 Nautical Miles	Over 5 Nautical Miles



Recreational Skipper's Ticket


The skipper of a recreational vessel, powered by a motor greater than 6hp (4.5kw) must hold an RST.

✓	✓	✓	✓
---	---	---	---

✓	✓	✓	✓
---	---	---	---

—	—	—	—
---	---	---	---

—	—	—	—
---	---	---	---



Bilge Pump/Bailer


All vessels must carry a bilge pump. Vessels under 7 metres may carry a bailer in lieu of a bilge pump.

✓	✓	✓	✓
---	---	---	---

—	—	—	—
---	---	---	---

—	✓	✓	✓
---	---	---	---

—	—	—	—
---	---	---	---



Fire Extinguisher


Vessels with an inboard engine or carrying hydrocarbon heating or cooling appliances must carry an approved fire extinguisher.

✓	✓	✓	✓
---	---	---	---

—	—	—	—
---	---	---	---

—	—	—	—
---	---	---	---

—	—	—	—
---	---	---	---



Anchor and Line


An efficient anchor and line must be carried.

—	✓	✓	✓
---	---	---	---

—	—	—	—
---	---	---	---

—	—	—	—
---	---	---	---

—	—	—	—
---	---	---	---



Lifejacket


A lifejacket bearing the Australian standard AS 4758 - Level 100 (or higher) or as prescribed in the table opposite, must be carried for every person onboard.

—	✓ Level ≥ 100	✓ Level ≥ 100	✓ Level ≥ 100
---	------------------	------------------	------------------

✓ Level ≥ 50S	✓ Level ≥ 50S	✓ Level ≥ 100	✓ Level ≥ 100
------------------	------------------	------------------	------------------

—	✓ Level ≥ 50S	✓ Level ≥ 50S	✓ Level ≥ 50S
---	------------------	------------------	------------------

—	✓ Level ≥ 50S	✓ Level ≥ 50S	✓ Level ≥ 50S
---	------------------	------------------	------------------



2 Red and 2 Orange Flares (in date)


At least 2 hand held red flares and 2 hand held orange smoke signals must be carried. 2 parachute flares may be carried in lieu of the 2 hand held red flares and a smoke canister may be carried in lieu of the smoke signals.

—	✓	✓	✓
---	---	---	---

—	—	✓	✓
---	---	---	---

—	✓	Recommended	✓
OR			

—	✓	Recommended	✓
OR			



Distress Beacon (in date)


EPIRBs (AS/NZS 4280.1) for boats and PWC. PLBs (AS/NZS 4280.2) for kite, windsurf and paddle craft. Distress Beacons must be registered with AMSA and must be carried if proceeding more than 2 n miles from the mainland shore or more than 400 metres from an island located more than 2 n miles from the mainland shore.

—	—	✓	✓
---	---	---	---

—	—	—	✓
---	---	---	---

—	✓	✓	✓
---	---	---	---

—	✓	✓	✓
---	---	---	---



2 Parachute Flares (in date)


A minimum of 2 parachute flares must be carried if operating more than 5 n miles from the mainland shore or more than 1 n mile from an island located more than 5 n miles from the mainland shore.

—	—	—	✓
---	---	---	---

—	—	—	—
---	---	---	---

—	—	—	✓
---	---	---	---

—	—	—	✓
---	---	---	---



Marine Radio

A marine radio must be carried if operating more than 5 n miles from the mainland shore or more than 1 n mile from an island located more than 5 n miles from the mainland shore. The radio can be 27 MHz, VHF or HF.

—	—	—	✓
---	---	---	---

—	—	—	—
---	---	---	---

—	—	—	✓
---	---	---	---

—	—	—	—
---	---	---	---



Recommended additional safety equipment

First Aid Kit

To cover accidents or injury that could befall any member on-board, a first aid kit is essential. Remember, seasickness is debilitating. So carry the remedy.

Knife

A knife is always handy and has many uses. Keep your knife sharp at all times.

Rope

Additional rope on-board can be extremely useful for various purposes and for towing.

Fresh Water

A good supply of fresh water is essential when boating as the sun and the salt can quickly dehydrate you. Make sure that your water is fresh and clean and kept in a suitable container.

Alternative Power

Spare outboard, oars or paddles to get the boat to safety in the event of a power failure.

Torch

A torch can be useful in an emergency situation, for attracting attention as well as for checking bilges.

Heliograph Mirror

This is a signalling device that uses a mirror to reflect the sun's rays to the shore or to other vessels.

Tool Kit

There is no substitute for an adequate tool kit on-board your boat. When you are out on the water you really are on your own.

The tool kit should include:

- **Spark plug spanner;**
- **Spare spark plugs;**
- **Spanner set to suit your motor;**
- **Screwdriver set;**
- **Adjustable spanner;**
- **Pliers;**
- **Electrical tape; and**
- **Hammer.**